


GRADE I WORKBOOK

To accompany the Textbook

O WONDERFUL WORLD



PREPARED BY:

ST. BASIL ORTHODOX CHURCH SUNDAY SCHOOL
GARDEN CITY, NEW YORK

OCTOBER, 1997

MALANKARA ORTHODOX SYRIAN CHURCH DIOCESE OF AMERICA, INC.

80-34 COMMONWEALTH BLVD.
BELLEROSE, N.Y. 11426
PHONE: (718) 470-9844
FAX: (718) 470-9219

PRESIDENT
HIS GRACE MATHEWS MAR BARNABAS
DIOCESAN METROPOLITAN



OL/97

May 10, 1997

Blessings to the vicars, office bearers and members of all the parishes in the American Diocese, especially the staff and students of the Sunday Schools.

Dearly beloved,

We all were feeling the need for work-books in the American model in addition to the textbooks, in order to make learning more edifying and interesting to children. But we were not able to harness the talents of able teachers. Now through the grace of God, we are publishing the work-books for each class.

Our Lord who entrusted the work among children to the church through St. Peter saying, "Feed my lambs" will be very much pleased to see this noble work. He will abundantly bless those who participated in this work and all those who teach children.

We appreciate the noble work done by the Curriculum Committee and all those who have participated in this. Hope and pray that many more things will be done by this committee.

As the Metropolitan of this diocese we approve these work books to be used in the Sunday schools of this diocese.

Mathews Barnabas

Mathews Mar Barnabas
Metropolitan

LESSON 1

God the Father Creates the World

(Lesson 1 Under Unit 1)

Reference: Genesis 1-2: 3

Summary: This lesson tells you How God Created the World.

Questions:

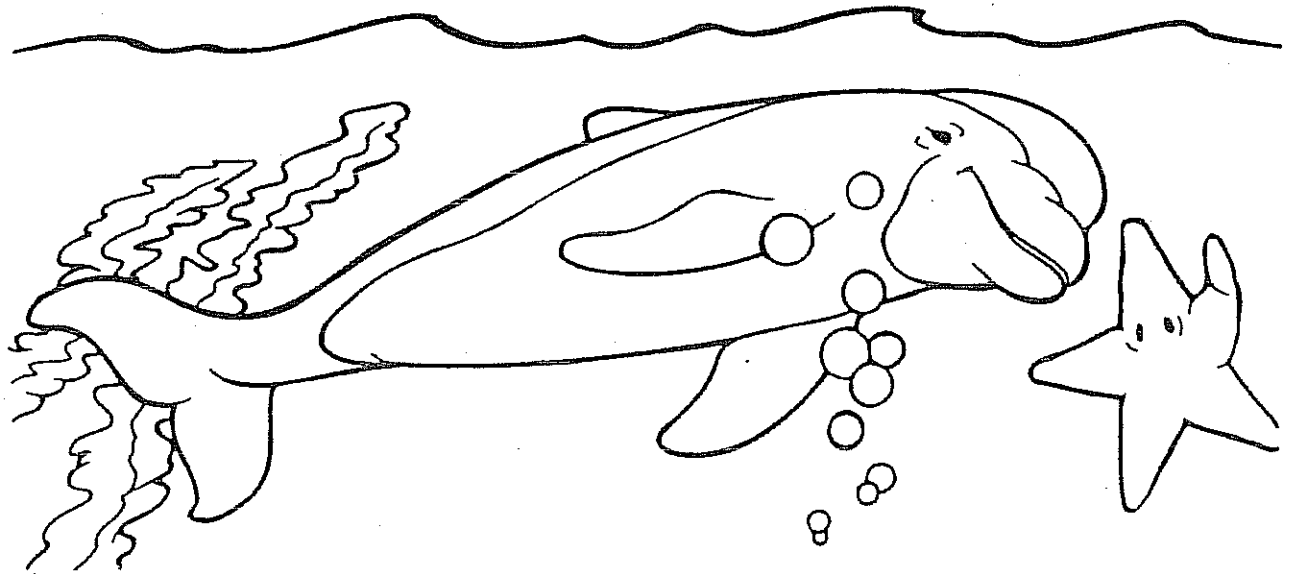

1. What was done in the beginning?
2. How was the earth created?
3. What did God create on the first day, second day and third day?
4. What did the earth bring for the fifth and sixth day?
5. What was the body of water called ?
6. What did God do on the seventh day?

Memorization: Genesis 1:1

“In the beginning God created the heavens and the earth.”

Exercise: Read the reference. Study the lesson. Memorize the Bible verse.

GOD THE FATHER CREATES THE WORLD



"In the beginning God created the heavens and the earth"

LESSON 2

Adam and Eve, Animals Named

(Lessons 2 Under Unit 2)

Reference: Genesis 2: 4-24

Summary: God cared for the first man, woman and animals.

Questions:

1. What was the Garden's Name?
2. What are the names of the trees?
3. What was to happen if Adam eats the fruit?
4. What were brought before Adam?
5. How was the woman formed?
6. What is said of paradise and of the tree of life?

Memorization: Genesis 2:15

"The Lord God took the man and put him in the garden of Eden to till and keep it."

Exercise: Read the reference. Study the lesson. Memorize the Bible verse.

ADAM AND EVE NAME THE ANIMALS



In the picture above there are 6 animals—a bird, an elephant, a frog, a fish, a lady bug and a spider. Find them and color them.

LESSON 3

Adam and Eve Disobey (Lesson 3 Under Unit 1)

Reference: Genesis 3:1-24

Summary: This lesson tells you How Adam and Eve disobeyed God the Father. God said they weren't supposed to eat the fruit, but they still ate it. After, God said to them they cannot live in the garden any longer. God gave punishment to Adam, Eve and snake.

Questions:

1. What did the snake say to Eve?
2. How did the snake tempt Eve?
3. Did snake succeed?
4. What happened to them when they ate the fruit?
5. Who called Adam?
6. What did Adam say to God?
7. What punishment did God put forth on the snake?
8. What punishment did God put forth Adam & Eve?
9. What was placed at the gate of the garden?

Memorization: Genesis 3:3

"God said, "You shall not eat of the fruit of the tree which is in the midst of the garden, neither shall you touch it, lest you die."

Exercise: Read the reference. Study the lesson. Memorize the Bible verse.

ADAM IN THE GARDEN OF EDEN



Find the pair of matching animals and color them.

LESSON 4

God Cares for Noah (Lesson 4 Under Unit 2)

Reference: Genesis 6: 1-22, 7: 10-23, 8: 1-9, 9: 8-17

Summary: God punished the people who disobeyed him, with a flood. God decided to destroy man and all living things by causing a great flood. Noah was a person who obeyed God. God asked him to make a big Ark. After the ark was finished, Noah and his family and a pair of every creature, male and female, entered the ark. The family and the creatures set off on their ark. After forty days and forty nights, the rains and floods stopped. The Ark of Noah rested on top of Mount Ararat.

- Questions:**
1. Who asked Noah to make an Ark?
 2. What is the name of the wood the ark was made out of?
 3. During the floods & rains who were on the ark?
 4. How many days did the floods and rains last?
 5. How did Noah know when the floods drained away?
 6. What was said to the raven and the dove?
 7. Why did God save Noah's family?


Memorization: Genesis 6: 9

"Noah was a righteous man, blameless in his generation; Noah walked with God."

Exercise: Read the reference. Study the lesson. Memorize the Bible verse.

* * * * *

GOD CARES FOR NOAH



"The rainbow stands as the covenant between Noah and God's promise even today".

LESSON 5

Abraham Obeys God (Lesson 5 Under Unit 2)

Reference: Genesis 12: 1-8, 17: 1-9, 18: 1-15, 21: 1-3

Summary: The Lord Command Abraham to leave his country and his relatives and go into a strange land. God promised that Abraham should be father of great people and that in him all nations should be blessed. Abraham had tremendous faith in God. He loved God and he knew that God loved him. God would keep him and guide him in his ways. Abraham was resting in the doorway three strangers appeared in his tent. Abraham received the divine guests and treated very well. They told Abraham's wife shall give birth to a son the following year. His name Isaac.


- Questions:**
1. What is said to Abraham?
 2. Where did God send to Abraham?
 3. What did God promise?
 4. Who approached Abraham's tent?
 5. What did Sarah and Abraham do?
 6. What did the strangers tell Abraham?
 7. What is the son of Abraham called?

Memorization: Hebrews 11:8

"By faith Abraham obeyed when he was called to go out to a place which he was to receive as an inheritance; and he went out, not knowing where he was to go".

Exercise: Read the reference. Study Lesson. Memorize the Bible Verse.

ABRAHAM OBEYS GOD



Read Genesis 12: 1-2
Copy the verse down _____

LESSON 6

GOD SAVES MOSES (Lesson 6 Under Unit 2)

Reference: Ex. 1:22-2:10

Summary: This lesson tells you how god cares for little children's and he saves from the dangers and diseases.

In Egypt, there was a Cruel King who ruled the land. He wanted all the Israelite boy babies to be killed as soon as they were born. A Hebrew women gave birth to a son, whom she loved most tenderly. For three months she hid him. She then made a basket, laid the child in it and placed the basket among the side by a river. Then she sent his sister (Miriam) to watch what would happen. By the direction of God ,the Pharaoh's daughter came down to the river, and seeing the basket, sent her maid to bring it. When she opened she saw the child belonging to one of the Hebrew women. The Pharaoh's daughter sent her to bring a mother. She ran and brought the mother. ThePharaoh's daughter gave the child to mother When he was grown up, the princess adopted him. She named him Moses. Moses, meaning *saved from the waters*.

Questions:

1. How did God help his mother to protect him from being killed by a cruel King?
2. How was Moses saved?
3. Who was watched to see what would happen to baby?
4. Who came into the river?
5. What does Moses mean?

Memorization: Ex. 2:10

"She named him Moses , for she said, "Because I drew him out of the water"

Exercise: Read the reference. Study Lesson. Memorize the Bible verse.

GOD SAVES MOSES



Color the picture and tell your teacher how God cares for you.

LESSON 7

MOSES TALKS TO GOD (Lesson 7 Under Unit 2)

Reference: Ex. 3:1-6; 11-15

Summary: One day Moses led his flock of sheep around the mountain of Horeb. God appeared to him in the midst of a burning bush. Moses was much astonished that the bush was not burned up. God commanded him to stand still and take off his shoes, for the place was holy. Then God spoke to him "go the Children of Israel and say, The God of Abraham, Isaac and Jacob has sent me to rescue you, and go to Pharaoh and tell him you've been talking to me and that I want you to take my people into the Canan" Moses was afraid to say that. God said to him again I will be with you.

Questions:

1. What was the name of the mountain God appeared to Moses?
2. Where does He appeared?
3. What did God Command him to do?
4. What did God tell Moses to do with Israel people?

Memorization: Ex. 3:5

"Do not come near, put off your shoes from your feet, for the place on which you are standing is Holy Ground"

Exercise: Read the reference. Study Lesson. Memorize the Bible verse.

MOSES AND THE BURNING BUSH



Memorize Exodus 3:5

LESSON 8

Here I Am

(Lesson 8 Under Unit II)

Reference: 1 Samuel 2:18-19, 26; 3:1-18

Summary: Elkanah and Hannah had no children, for which she was very sad. Everyday she was weeping and praying. She said Please God, if you will give me a son, I will presence him to thee. God heard her prayer and gave her a son whom she called Samuel.

They gave the boy Samuel to the service of God. Samuel lived in the temple with priest Eli. He was loved by the Lord and the men.

One night Samuel was sleeping in the temple, Lord called him three times. Third time he answered here I am. God spoke to him. He was going to punish the sons of Eli because they were wicked. Eli asked about the message of God and Samuel told him what God said. He became a great prophet. He served God and loved him. He lived with God. God speaks to those who love him and serve him.

Questions:

1. What was Hannah's Prayer?
2. When was Samuel presence to God?
3. Samuel living with whom?
4. Who was he?
5. God called Samuel and what did he says to him?

Memorization: Psalms 29:4

"The voice of the Lord is powerful, the voice of the Lord is full of majesty".

Prayer: When I pray I speak to God, when I listen God speaks to me. I am now in his presence. He is very near to me.

Homework: Read the reference. Study the lesson. Memorize the Bible verse and prayer.

LESSON 9

David the Shepard (*Lesson 9 Under Unit II*)

Reference: 1 Sam 16:1, 6-13

Summary: At the command of God, Samuel went to Bethlehem to the house of Jesse. When he arrived, David, the youngest of the son of Jesse was in the fields tending his father's flocks. Samuel sent for him, and, taking horn of oil, anointed him. As the spirit of God came upon David from that day on.

David loved God and he made hymns to Lord's praise. Jesus is called the Good Shepherd. Jesus cares for us. He loves and protects us from the dangers.

Questions:

1. Who went to Jesse's house?
2. Who was anointed king?
3. Whose son was David?

Memorization: Ps. 23:1-2

"The Lord is my shepherd,
I shall not want;
he makes to lie down in green pastures.
He leads me beside the still waters."

Prayer: When I wake up in the morning, Thank you, God, for being there.
When I come to school each day, Thank you, God for being there.
When I am playing with my friends and When I go to bed at night,
Thank you, God, for being there.

Homework: Read the reference. Study the lesson. Memorize the Bible verse and prayer.

LESSON 11

WE TALK TO GOD

(Trisagion prayers and Lord's Prayer)

Forgive us God. Forgive us the wrongs that we have done, as we forgive the wrongs that others have done us,

God Cares. Lord, how glad we are that we don't hold you but that you hold us.

When We are Ill. The Lord will help us when we are sick and restore our health.

Thank you, God. Give thanks to the Lord, for he is good.

O God, thank you for loving and caring for us every day of our lives. Help us to remember your love and to love you in return.

Memorization: Trisagion:

"Holy art Thou, O God
Holy art Thou, O Almighty
Holy art Thou, O Immortal
O Thou who wast crucified for us,
Have mercy upon us.

Homework: Study the prayer.

LESSON 12

WE OBEY GOD

(Lesson 12 under unit II)

Reference: Ex. 19:9, 16-20, 20: 1-20

Summary: God called Moses and he went up into mountain of Sinai. The Lord spoke to him, and bade him remind the people of all he had already done for them, and how he would continue to protect them if they would be faithful to him, and that he would make them a chosen people. When Moses descended from mountain and told the people all the words of the Lord, they cried out, We will do all the Lord.

The God commanded the people to purify themselves tomorrow and the next day , and to be ready for the third day. On the morning of the third day began to thunder and lighten, a cloud covered the mountain. The top of Mount Sinai was on fire, and ity shook to its base.

When Moses had led the people to the front of the mountain, the Lord gave his laws.

One of the laws is, "Honour your father and your mother."

Questions:


1. Who was called up to the mountain?
2. What did God tell Moses?
3. What did the people say?
4. What were the people commanded to do?
5. What happened on the third day?

Memorization: Ex. 20:12

"Honour your father and your mother, that your days may be long in the land which the Lord your God gives you".

Homework: Read the reference. Study the lesson. Memorize the Bible verse and previous prayers.

THE TEN COMMANDMENTS



Memorize Exodus 24:12

LESSON 13

MARY IS PRESENTED AT THE TEMPLE

(Lesson 13 under unit III)

Reference: Taken from History book of St. Mary.

Summary: Mary was a small girl. Her parents brought her to the temple of Jerusalem. They dedicated her to the service of God. Mary lived in the temple and she sung hymns and read psalms. She served God in love and obedience. God gave her all blessings? God was pleased to honour her by choosing her as the mother of Jesus Christ.

Questions:

1. Where does she lived?
2. What was she doing?
3. Who was pleased to honour her by choosing mother of Jesus Christ?

Memorization: Lk. 1:28

"And he (the angel) came to her and said, "Hail, full of grace, the Lord is with you!"

Homework: Study the lesson. Memorize Bible verse and learn the prayer to Virign Mary.

LESSON 14

MARY IS CHOSEN *(Lesson 14 under unit III)*

Reference: Lk. 1:26-56

Summary: Virgin Mary was deeply absorbed in prayer suddenly the angel Gabriel entered her chamber, and said to her "Hail full of grace! the Lord is with thee, blessed art thou amongst women!" . When Mary heard these strange and , to her, startling words, she became troubled, not knowing what they could mean. But the angel hastened to relieve her anxiety by telling her that God had sent him to announce the coming of the son of God, and she had been chosen to be his mother.

Questions:

1. Who came to Mary?
2. Who was she?
3. What is said of Mary?

Memorization: Lk. 1:46, 47

"And Mary said, "My sould magnifies the Lord, and my spirit rejoices in God my Saviour".

Homework: Read the Bible reference, study the lesson and memorize the Bible verse.

ZACHARIAH AND ELIZABETH



John the Baptist *and* The Forerunner of Jesus Christ

LESSON 16

Jesus Christ Is Born Today

(Lesson 16 under unit III)

Reference: Lk 2: 1-20

Summary: Joseph and Mary lived in the little of Nazareth. At that time emperor published an edict that the whole world should be enrolled. Everyone was required to go to his family city, there to be enrolled. It was thus Joseph and Mary were forced to go to Bethlehem.

When they arrived the city was full of strangers and they could find no place in the inns or among their friends and so were forced in seek for shelter in a poor stable, near by the gates of the city. It was in this wretched place that but poorly served as a shelter for the ox and the ass, that Jesus Christ the Son of God and the Master of all things was born. With holy joy and tender care Mary the Virgin mother, wrapped her child in swaddling-clothes and laid him in the manger.

Suddenly an angel of the Lord appeared to shepherd and a bright light shown around them. The angel told them fear not , for he came to announce to them tidings of great joy. Then he told them that in the city of Bethlehem a child had just been born, who was Chirst the Lord and the Savior of the world.

Questions:

1. Why did Mary and Joseph go to Bethlehem?
2. Where was Jesus born?
3. What is said of the shepherd?
4. What sign was given to the shepherd?
5. Where did they find the child?

Memorization: Luke 2:11

"To you is born this day in the city of David a Saviour, who is Christ the Lord".

Homework: Read the Bible reference, study the lesson and memorize the Bible Verse.

THE BIRTH OF JESUS



The manger at Bethlehem

LESSON 17

Jesus and the wise men (*lesson 17 under unit iii*)

Reference: *Mathew 2:1-15*

Summary: This is the story of three wise men who were guided by the star to worship the child Jesus. The wise men were lived in a country in the east. When Jesus was born in Bethlehem, they found a strange and brighter star in the east. They understood it to be the sign of the birth of king of the Jews. So they decided to find out that new born king and worship him.

Guided by the star, they reached Bethlelem. The star led them until it stopped right above the place where Jesus lay. They went inside and saw the child Jesus with his mother Mary. They fell down on their knees and worshipped the child. The wise men offered him the rich gifts; gold, frankincense and myrrh.

During the Christmas we will give gifts to others and will receive gifts from them. The same way, the best gifts we can offer to Jesus is love which means loving the poor and loving each other. We could do this only by praying to God. Let us worship Jesus by offering him our gifts of love, obedience, praise and glory.

Questions:

1. Where did the wise men came from?
2. What did they offer to Jesus?
3. What can we offer to Jesus?

Memorization: Mathew 2:11

"They saw the child with Mary his mother, and they fell down and worshipped him. Then, opening their treasures, they offered him gifts, gold and frankincense and myrrh".

Homework: Read the Bible reference, study the lesson and memorize the Bible Verse.

LESSON 18

Jesus is Brought to the Temple

(Lesson 18 under Unit III)

Reference: Luke 2:22-38

Summary: Forty days after the birth of Jesus, Mary and Joseph carried the child to the temple that they might present him to the Lord.

At this time there lived at Jerusalem a man named Simeon. Holy Ghost had revealed to him that he should not die until he had seen the savior. When Mary and Joseph entered the temple Simeon, the spirit, also entered. He took Jesus in his arms and praised God saying, Thy servant depart in peace because my eyes have seen thy salvation.

While Simeon was speaking a prophetess named Anna entered the temple. She also took the child in her arms and praised God. She talked about him to all those who waited for the savior.

Questions:


1. When was Jesus presented in the temple?
2. What happened when Mary and Joseph entered the temple?
3. What did Simeon do and say?
4. What did Anna do?

Memorization: Luke 2:30

"Mine eyes have seen thy salvation."

Homework: Read the Bible reference, study the lesson and memorize and Bible Verse.,

THE TRIP TO BETHLEHEM



Draw a line to show the way to Bethlehem.

LESSON 19

Jesus Speaks in the Temple

Reference: Luke 2:39-52

Summary: Joseph and Mary went up every year to Jerusalem to celebrate the feast of the Passover. When Jesus was twelve years old they went up to Jerusalem with his parents. When the feast was over Joseph and Mary together with their friends returned to their homes, but Jesus remained in Jerusalem. Not finding the child in their own company, his parents thought he was with some friends, and so continued the journey. But, when at night they sought him and could not find him, they were filled with much anxiety, and hastened back to Jerusalem.

After three days they found him the temple, sitting among the teachers, listening to them and asking them questions. All were astonished at his wisdom and his answers, His mother approaching, asked him why he had acted thus towards them. In a kindly manner he told them he was there engaged about his Father's business. Jesus went home back with Joseph and Mary. He was obedient to them as a good son should be obedient to his parents. Jesus grew in wisdom. He was loved by God as well as by man.

Questions:

1. What happened when Jesus was twelve years old?
2. Where was he found?
3. How did he act towards his parents?

Memorization: Luke 2:52

"And Jesus increased in wisdom and in stature, and in favour with God and man."

Words Meaning:

Sthaumen Kalos	=	stand we well
Kurielaison	=	Lord have mercy on us
Haleuiah	=	Praise be to the Lord
Ahai	=	My Brethren
Habibai	=	My beloved

Homework: Read the reference. Study Lesson, Words meaning and Memorize the Bible verse.

LESSON 20

JESUS IS BAPTIZED

Reference: Mt. 3:1-6, 11-17

Summary: For thirty years Jesus lived in Nazareth. The time came that he should begin his public life. He commanded John the Baptist to come forth from the desert, where, from his childhood, he had lived, and to preach to the people. John obeyed, and came into the country of Jordan.

John's preaching was spread far and near, and great crowds from Jerusalem and Judea came to him by Jordan. His clothings were rough, a garment of camel's hair and a leather girdle around his waist. He ate only wilderness food, locusts and wild honey.

He preached to them that they should prepare themselves to receive the Lord Jesus Christ. Many were baptized, confessing their sins.

Jesus also came to John at the river of Jordan to be baptized. At first John refused, saying he was not worthy to do so great an act. But when Jesus bade him do it that thereby they might fulfill all righteousness. John baptized Jesus in the waters of river Jordan. Immediately the heavens were opened and the Holy spirit descended in the form of a dove and rested on Jesus, whilst a voice from heaven said, "This is my beloved son in whom I am well pleased."


- Questions:**
1. How long did Jesus live at Nazareth?
 2. Who baptized Jesus Christ?
 3. What is said of John the Baptist?
 4. Where was Jesus baptized?
 5. What happened when Jesus was baptized ?
 6. What was the voice from heaven?
 7. What was the food of John the Baptist?

Memorization: Mt. 3:17

"This is my beloved Son, with whom I am well pleased".

Homework: Read the reference. Study the lesson. Memorize the Bible Verse..

THE BAPTISM OF JESUS



Jesus was baptized by John the Baptist in the river Jordan and God's spirit came down from heaven.

OUR SUNDAY SCHOOL SYLLABUS

The starting point to successful teaching and learning is defining success. Only then can we decide what and how we will teach.

	OUR MISSION <i>Our Sunday School is successful when Our Children are Good Orthodox Christians.</i>	OUR STRATEGY <i>What we will teach, How we will teach, and How this will help Our Students become Good Orthodox Christians:</i>
HOLY BIBLE	Read the Holy Bible daily.	A student who completes Class XII will have read the Holy Bible, including the Apocryphal Books. In kindergarten, Class I and II, we teach the Bible with storytelling, picture-coloring, role-playing, miming, singing, collages and dramatization. We assign heavy reading to Classes III to XII. For example, in Class IV, Leviticus, Numbers, Deuteronomy and Mark are assigned; 113 Chapters in one year. If a Sunday School has 300 days (42 weeks), three chapters are assigned each week: two from the Old Testament and one from the New Testament. We ask questions or give quizzes to make sure assignments are read.
PRAYER	Pray, knowing what, how and why they pray.	We insist that students pray daily. Memorization of all prayers is encouraged; the kauma and creed are MUSTS.
HYMNS	Sing: and understand all of the songs of Our Holy Eucharist.	Our Holy Communion Service is said to be very melodious and pleasing. Is it true in Our Parishes? Tape your Service and listen to it. Teaching hymns in Sunday Schools is the remedy to any defect. We emphasize singing together, rather than merely singing louder; we teach new tunes, encourage the use of instruments, and engage the whole congregation for choir practice. Where there is no choir, we have to start one. By grade VII, a student will have learned all the Holy Eucharist hymns.
HISTORY	Know the history of Our Church, its founding, struggle for survival, and fragmentation; and solutions to today's problems.	We cover history spirally and chronologically, from the foundation to the present. (Refer to the <i>Reference Resource List</i> , especially David Daniel's <i>The Orthodox Church of India</i> .)
FAITH	Understand Our Orthodox Faith <ol style="list-style-type: none"> a. What ORTHODOXY is. b. Eastern and Oriental Orthodox Churches. c. Traditions. d. Sacraments, particularly Holy Eucharist. <ol style="list-style-type: none"> 1 Symbolism; written, unwritten traditions. 2. Hymns, with varying tunes. 3. Syriac words used in Our Holy Eucharist 	We insist Our Students know what Orthodoxy is; only then can they defend it from other denominations. (Refer to the <i>Reference List</i> .) The nucleus of Our Faith is the Holy Eucharist; we give this sacrament special attention. We make students understand how all elements of the Holy Eucharist have direct reference to the Bible. We explain the traditions: Why do we use candles, bells and incense? Why do we use Syriac in Our Service? What do the words mean? (Refer to <i>Our Church, Daily Prayers and Reference Resource List</i> .)
ADMINISTRATION	Participate in and appreciate the governing of Our Church, including Our Church Constitution, hierarchy, and formation and function of Our Episcopal Synod, Managing Committee, Malankara Association and Catholicate.	Our Students learn the roles and leaders of the Parish, Parish Managing Committee, Parish Assembly, Diocese, Managing Committee, Episcopal Synod, Malankara Association, and Catholicate of Our Church. Our students also study Our Constitution. They learn to lead Our Church.

OUR TEACHING METHODS

We recognize the difference between teaching methods used in India and North America; we realize Our Students are inevitably more responsive to the latter. Our Sunday School incorporates these methods:

1. Minimal use of the lecture method.
2. Maximized use of the multimedia method, i.e. we use a variety of reading materials, pictures, audio and video tapes; invite speakers; encourage discussions and debates; show actual candles, bells, and vestments and explain their functions. We get help from our vicar and altar assistants.

Notes: We insist every student keep a record of what is learned in class and review it regularly. We keep a record of our teaching as a guide for designing tests. We note attendance regularly. We plan ahead, including an outline of content, strategy and materials for each class.

OUR EVALUATIONS

We evaluate on an ongoing basis. Every Sunday School class is used for evaluation. We use formal tests and quizzes; besides encouraging young children to ask questions, they help us determine how well students are reaching our goal. Additionally, we evaluate based on how well a student is participating in class activities. The main purpose of evaluation is to determine if the student has achieved our objectives. Take-home examinations are highly recommended.

OUR REWARDS

Rewards motivate children to learn. We reward in many ways: a word of encouragement, a pat on the back, or public recognition make students feel recognized. We give special recognition for deserving students at least yearly in public meetings.

OUR TEACHERS

The success of our Sunday School depends on our teachers. We enlist the help of young people trained in North American schools. Our experienced teachers help the less experienced plan and prepare. We avoid favoritism in selection.

We are teaching the future leaders of our Church; they depend on us.

GRADE I-- Also cover these topics along with the workbook lessons

BIBLE	PRAYER	HYMNS	HISTORY	FAITH	FAITH (cont'd.)	TEXT	
<p>I</p> <p>Also cover these topics along with work book</p>	<p>Read or tell Bible stories.</p> <p>Use coloring books.</p>	<p>Kauma.</p> <p>Prayer before meal.</p> <p>Prayer after meal.</p>	<p>Velivu Niranjorisho/ (By Thy light)</p> <p>Yachikendum/ (Come the time of prayer)</p> <p>Other hymns. Get help from parish members.</p>	<p>Biography of the parish's Patron Saint.</p>	<p>MEANINGS OF:</p> <p>Amen Barekmore Hallelujah Stoumenkalos Kurielaison</p>	<p>Name of parish, vicar, Diocesan bishop.</p>	<p>O WON - DERF - UL WORLD</p>

FOR MORE INFORMATION:

Very Rev. Thomas P. Mundukuzhy Cor Episcopa, Sunday School Director, American Diocese
 4030 New castle Road, Schenectady, New York 12303
 Email: veryrevtpm@yahoo.com/Phone:518-357-4475